

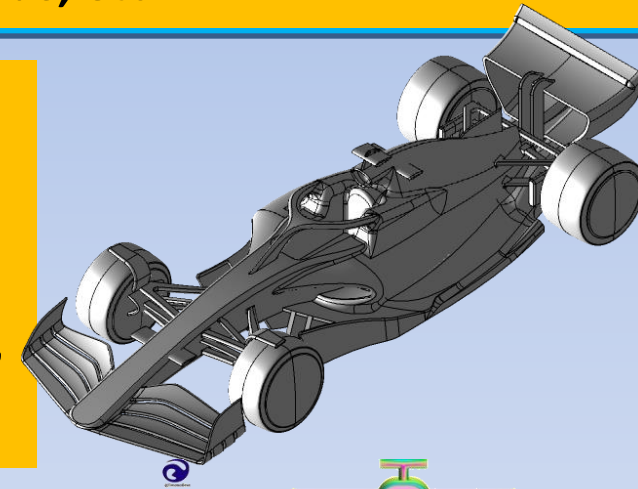


Master ONLINE CFD

FULL SIMULATION CFD OF RACE CAR OR VEHICLE
IN GENERAL: FSAE, GP2, F3, PIKES PEAK, LMP1-2-
3, DAKAR, RALLYS, etc...
→ Also in other fields: fans, eolic, gears,
movements, vibrations, waves, sea, more than 2
fluids, etc...

Practices with FSAE (rules
2019 and 2020), F1
concept for 2022.
Also Formula E, Actual F1,
etc...




ONLINE (5 MONTHS)

(150 € by Month iiiiiiiiii)

Other possibility: buy full Course (cheaper); write us about

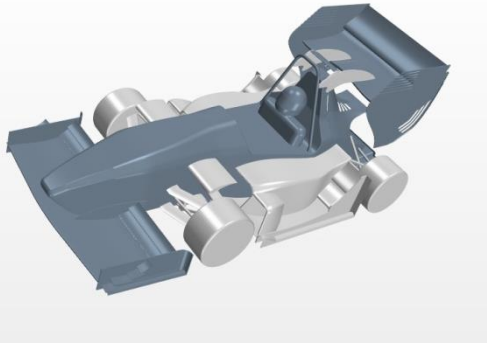





@TimoteoBriet

FULL CARS- to analyze during the course, and more....

FSAE 2019




F1 2022



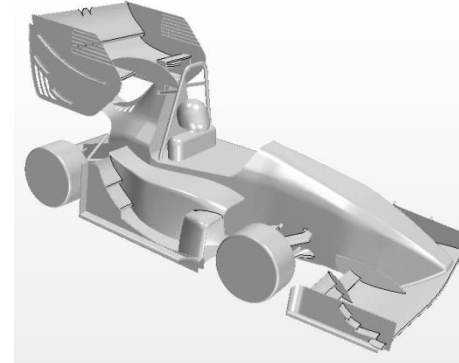
LMP1 LEMANS




MEGANE TC2000




FSAE 2021




MINI F1



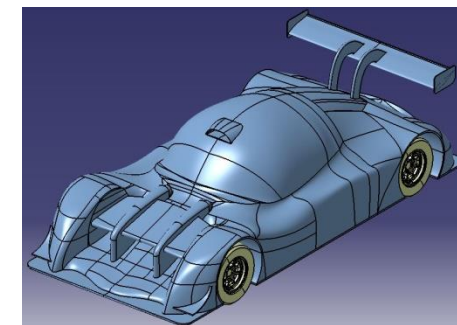
F1 2019




PIKES PEAK ENVIATE




CLIMBING CAR




APRILIA 125



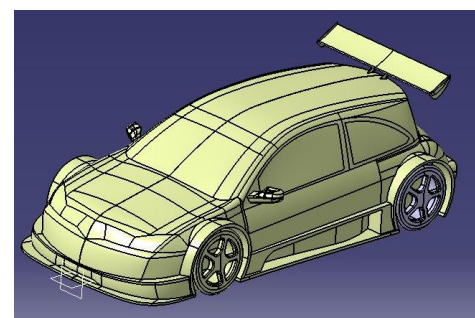
FORMULA E



FORMULA RDV



MEGANE TROPHY



And more....

It is a unique course in the world for its specialization and for its practical examples taken from the "REAL" professional world: each case and each simulation corresponds to "Real" cases that we have worked on in numerous projects and activities around the world. The used Cad's, cannot be found on the Internet and are a jewel....



@TimoteoBriet



@TimoteoBriet



Course Duration

- **ONLINE**, month by month: 5 months.
- **ONLINE**, full Course; the student work the Course, when he want.

→ If you by the **FULL COURSE**, the Student is able to organize the time an its schedule.







@TimoteoBriet

This is a very specialized knowledge, but easily adaptable to any other field of engineering; as you can read at the end of this document, you should send us your updated CV, including what preferences you have regarding the Course; that is: if you prefer more external aerodynamics and less Heat transfer, etc... Just remember, this Course is properly generated and organized, so there is no need to vary excessively in knowledge and its development. In the End Courses, the Student, will receive a important Certificate (with the sign of Enrique Scalabrini and others) and Recommendation letters.

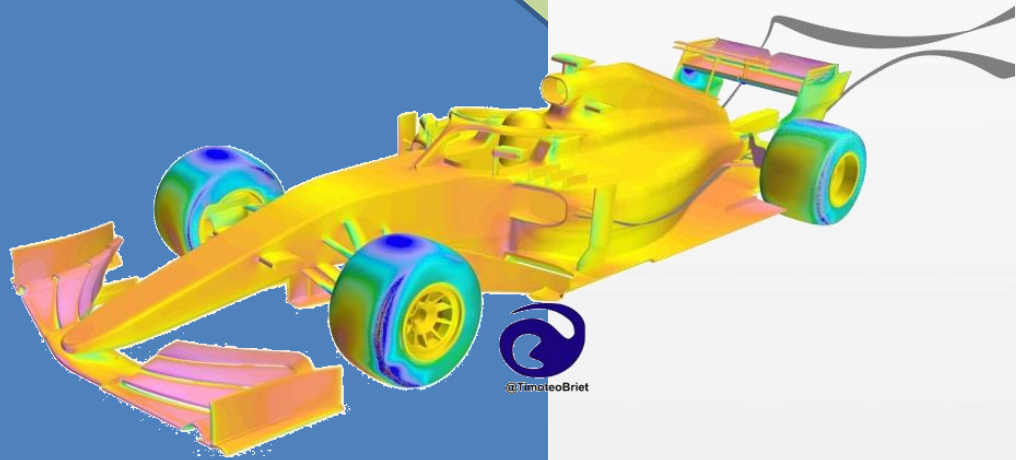
Ideal course for Engineering Students, participants in Formula SAE-Student, Moto-student, Competition Team and Company Engineers, Amateurs, etc..., and in general, passionate students or Engineers who wish to enter the exciting world of F1 ENGINEERING.





@TimoteoBriet



@TimoteoBriet



@TimoteoBriet




@TimoteoBriet



Programme general – Knowledge - 1

- CFD theory.
- Cad: Conditions and work with them.
- First samples in CFD. With boundary layer, statics and transients.
- Samples in CFD about heat transfer (engine, brakes, exhaust, radiators, etc).
- Calculation mass flow for refrigeration.
- Samples in CFD about gases combination for exhausts.
- Samples in CFD about engine alternative aspiration.
- Samples in CFD about radiators.
- Wings and elements deflection by load air.
- F1 elements: Description of each of them in Cad; combination, assembly , etc.
- Tires, rims and fans rotating.
- Calculation forces, moments, vibrations and aero balance.
- Generation full Aero Map static.
- Air Box, Intakes, restrictors, etc , Engine.



xaviimages




@TimoteoBriet



Programme general – Knowledge - 2

- Shape optimization in CFD.
- Sloshing fluid in tanks.
- CFD about full F1.
- Substituting full F1 parts.
- Automation of the Simulation.
- Generation stream lines, core vortex, vortices, pressures, velocities, vectors, etc....
- Overtaking (full process or translation), between cars, in CFD.
- Transfer function aerodynamic.
- Post rig analysis.
- Aero Post Rig analysis.
- Mass Damper design.
- F1 design with full suspension.
- CFD sample about F1 behaviour in corner.
- Generation full Aero Map transient.
- Fluids in Tank.
- Eolic generator and much more.



xaviimages





Programme in detail – Knowledge

Pack 1

Theory

Heat equation; CFD creation

Open, screens, import and split geometry

F1 simple simulation

Car simple simulation

Bernoulli channel simulation

Boundary layer and Step simulation

Cylinder simulation

Body Ahmed simulation

Karman transitory simulation

Building transitory simulation

Sample car in CAD Megane ST2000 sim

Sample car in CAD Porsche 919 EVO sim

Pack 2

Theory

Mesh Boundary layer

Surface mesh

Mesh volume and volume control

Making the best mesh

Transient simulation meshing

Rotation with contact simulation

Rotation without contact simulation

Rotation fan simulation

Rotation 2 fans simulation

Rotation rim simulation

Aprilia 125 cc simulation

Megane ST2000 simulation

Propeller ship simulation

Gears pump simulation

Climbing car with exhaust simulation

Numerical values, streamlines, sections, fields, etc

Pack 3

Work with Parts

Automatization

Meshing Tail

Heat Transfer building simulation

Heat Transfer air convection simulation

Heat Transfer sphere simulation

Heat Transfer brakes in F1 simulation

Heat Transfer pc box simulation

Chevrolet radiator simulation

Porous media simulation

Radiator simulation

Radiator F1 simulation

F1 concept for 2022 season simulation





Programme – Knowledge




Pack 4

DFBI eolic simulation
Eolic and fan in the same axis simulation
Eolic with tower simulation
Plate with any rotation axis simulation
Admission restrictor Audi simulation
Admission alternative pistons simulation
Air box trumpets admission simulation
Movements any trajectory simulation
Formula E simulation
Formula FSAE Rules 2019-2020 simulation


Pack 5

Caudal refrigeration calculation simulation
Introduction fuel in tank simulation
Tank fluid with agitator simulation
Chimneys fabric simulation
F Tuga exhaust chemical composition simulation
Fuel movement in tank braking simulation
Fuel movement in tank corners simulation
Ships sea waves simulation
Brake waves in ports simulation
F1 cad 2019 rules simulation -1
F1 cad 2019 rules simulation – 2
F1 2019 rules cad Perrin simulation – 3
Enviante Pikes Peak simulation
Megane Trophy simulation
Aero Post Rig Analysis

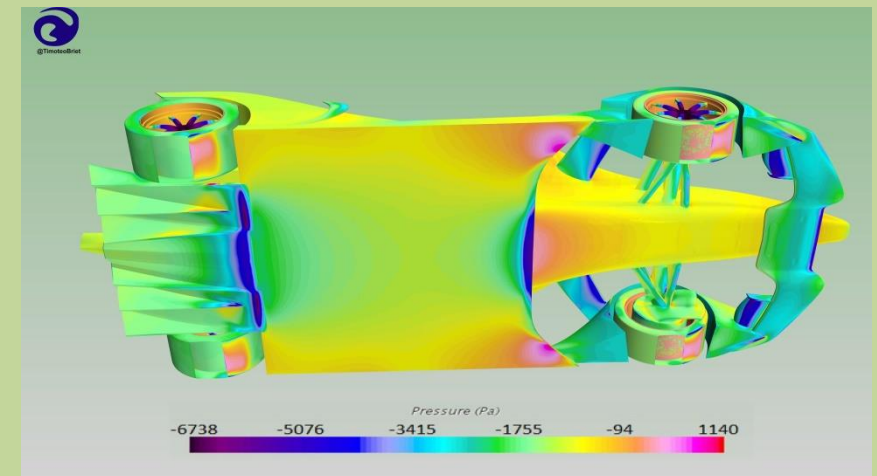





Formula 1: 2019





Formula E




Formula 1: 2022





Pikes Peak





@TimoteoBriet



xaviimages



@TimoteoBriet



@TimoteoBriet

Our Experience



xaviimages

Training in various Masters of Engineering Competition and University Professor as Polytechnic of Valencia, UJI, Nebrija, Ismans (Le mans), Sun Red team. Works for Pikes Peak Climbing, Tata Motors, Aprilia, Campos Racing, Peugeot, BP, Johnson Matthey, Rubrica, etc... Free conferences and periodic talks in Universities, Articles, etc... and 23 books published with ISBN, especially (Amazon): "How to design a Race Car, step by step").



PEUGEOT



TATA



UNIVERSITAT JAUME I



bp



JM



UNIVERSITAT POLITÈCNICA DE VALÈNCIA



ISMANS
École d'Ingénieurs



rùbrica,
Intelligent engineering solutions



UNIVERSIDAD NEBRIJA



NZA
HELMETS



aprilia




@TimoteoBriet



Students Background

This course has been received by numerous students over the last 12 years. Many of them were already working in F1 as Enrique Scalabroni (Ferrari, Williams, etc) or Albert Fábrega (specialized F1 journalist), and others, thanks to this Course, have been able to work (David Rodríguez (Manor F1 and Mercedes F1), José Carbonell, Carlos Sánchez (Racing Point F1)), etc....



BMW WilliamsF1 Team

MANOR RACING





ONLINE - 5 months: Development, Conditions and Price

Send us an email with your updated CV and all your personal data; we will send you another message in reply, with our account number where you will need to make a deposit of **150 Euros**, for the first month (also **150 Euros** every month).
In this moment, we will send you a Software and installation instructions.

All info is in English.

The student will receive all information and Documents, in 5 packs (1 every month).
Pdf's, videos, samples simulations in detail obviously, Excel sheet's, CAD's, readme, images, animations, books, etc....

THIS SPECIAL MASTER , IS FOCUSED IN THE PERSONAL WORK OF EVERY STUDENT, AND THE CONTACT STUDENT-PROFESSOR IN ORDER TO ASK ANY DOUBT AND QUESTION.

The student must to read the Readme in every pack, and to do or repeat the Practices.

When the student have a doubt, must to send us an mail with the doubt and/or simulation; we will answer as soon as possible (in the same day sure) with a VIDEO or something as that.

The main goal:

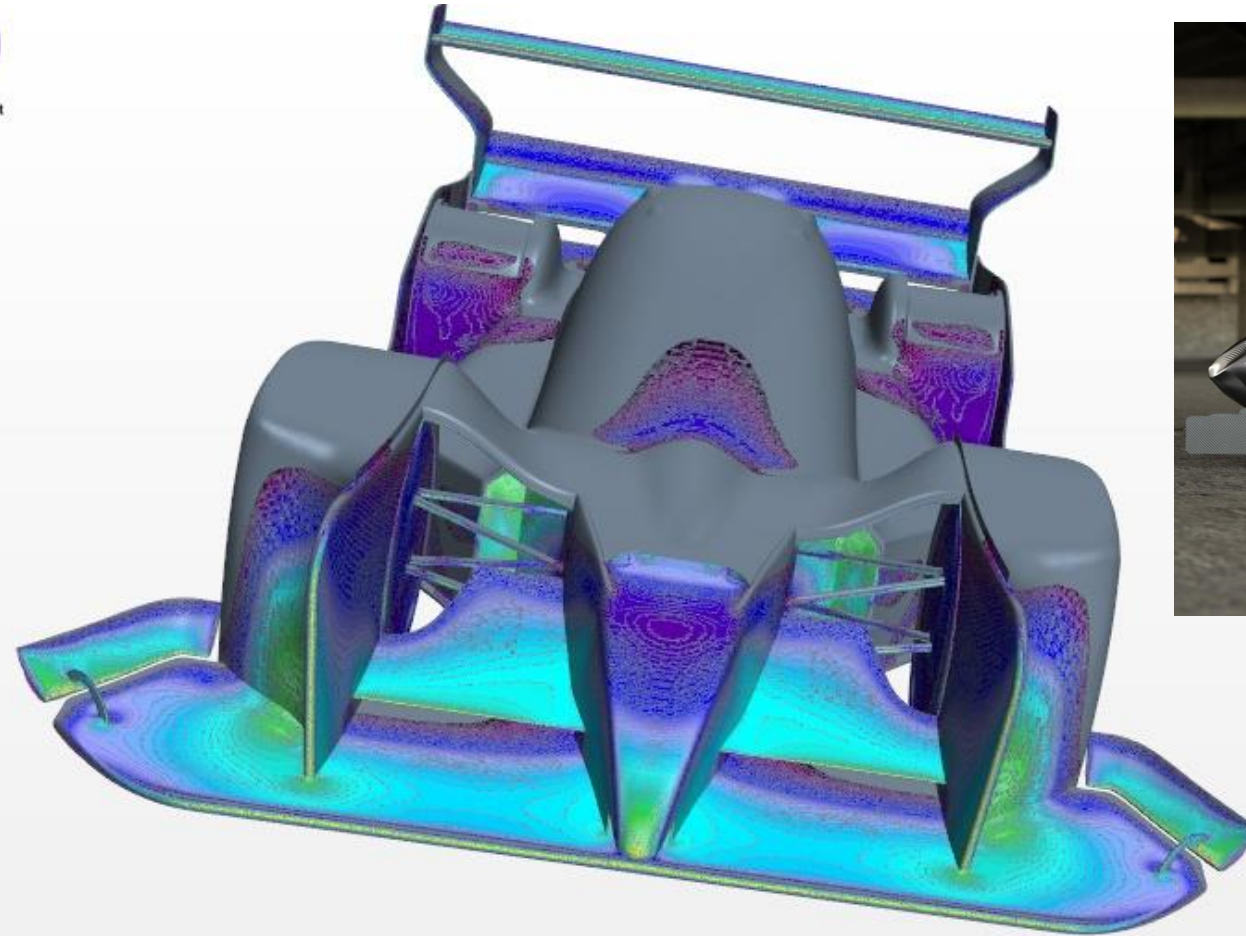
A PERFECT KNOWLEDGE FOR THE STUDENT.

→ This Master is the best option, because the student not have a timetable.

In the end of Course, we send it a Certificate signed also by Enrique Scalabroni.



Certificate



The student will receive a Certificate for this master.

That is very important, because the student will see all knowledge, part by part and more, and that is very important for the Companies and Teams.

Also recommendation letters, when the student needs.



@TimoteoBriet

Contact


Timoteo Briet Blanes

Tel: 34-660762816

Mail:

racecarsengineering@gmail.com

Twitter: @TimoteoBriet



*All images in this pdf: Xavi Gàzquez:
Fotographer F1.*

xaviimages





Contact


Timoteo Briet Blanes

Tel: 34-660762816

Mail:

racecarsengineering@gmail.com

Twitter: @TimoteoBriet



UNIVERSITAT
JAUME I



PEUGEOT

rúbrica,
Intelligent engineering solutions



UNIVERSITAT
POLITÈCNICA
DE VALÈNCIA



UNIVERSIDAD
NEBRIJA

